



# ST. ANDREWS SCOTS SR .SEC. SCHOOL

9<sup>th</sup> Avenue I.P Extn, Patparganj Delhi-92

## SUMMER HOLIDAY HOMEWORK

Nursery (2026-2027)

Paste Your  
Picture

Name : \_\_\_\_\_

Class : \_\_\_\_\_



## NURSERY (Balvatika 1)

### Theme 1: Who Am I?

Dear Parents,

According to science, the early years (3–8) are the best period for habit formation, emotional development, and deep learning. With this in mind, we've designed a set of fun and meaningful activities to keep your child engaged and growing during the summer break. These activities build on what they've learned in class — our Theme 1 "Who Am I?" — while also strengthening values and daily routines at home. We have replaced book-page tasks with slate, paper and household-object activities, so nothing extra needs to be bought (except one storybook, see below).

### Academic Activities



#### 1. English (Pre-writing Strokes & Fine Motor)

- i. **Slate practice** — Practice standing lines, sleeping lines and slanting lines on the slate every day with a marker pen. Show how raindrops fall straight (standing), a pencil rests flat (sleeping), and a slide tilts (slanting).
- ii. **Paper practice** — On a plain sheet of paper, the parent draws faint dotted standing, sleeping and slanting lines. Let the child trace them with a pencil or sketch pen. Make one new sheet every couple of days; let your child colour the page once the lines are done.
- iii. **Suji / rice tray** — Pour suji or rice on a flat tray. Let your child trace the same three lines with a finger and make new patterns. Repeat every week — this is the most playful way to build the muscles needed for writing and improve fine motor skills.
- iv. **Newspaper stamping** — Scrunch old newspaper into a tight ball, dip in poster colour and stamp on a plain sheet to make a "lines and dots" picture.
- v. **Pasta threading** — Thread raw penne pasta or rings of chapati dough onto a shoelace or string. This strengthens the pincer grip needed for writing and improve fine motor skills.

#### 2. Hindi

##### रानी की कहानी (Rani Ki Kahani)

Link : <https://www.youtube.com/watch?v=PmM5Fy3RLkc>

##### हाथी और चींटी (Hathi aur Cheenti)

Link : <https://youtu.be/wFo8VHbBEQk?feature=shared>



#### 3. Maths

- i. **Number 1 hunt** — Around the house, find things that come one at a time: 1 sun, 1 nose, 1 mouth, 1 fan, 1 ceiling. Encourage the child to say aloud, "This is one \_\_\_\_\_."
- ii. **Number 1 writing** — Trace the number 1 on the slate every day with a marker pen, and on a plain sheet of paper with a pencil or sketch pen. Start by tracing dotted 1s; over time the child will write it freehand.
- iii. **Big and Small** — Collect 5 big things and 5 small things from around the house and sort them into two piles. Ask, "Which is big? Which is small?"
- iv. **Shape Hunt** — Circle: find 5 round things at home (bangle, coin, plate, button, clock face). Show one each day and trace the shape on the slate.
- v. **Colour Red Day** — Pick one day as "Red Day." Wear something red, eat something red (apple/tomato), and find 5 red things around the house.

## EVS

- i. **Practice saying full name, age and gender** boy/girl." Do this in front of the mirror every morning of any one family member.
- ii. **Sing "Head, Shoulders, Knees & Toes," "Chubby Cheeks" and "One Little Finger"** — point to each body part as you sing.
- iii. **Sense Organs game** — each day pick one sense: Eyes (point at and name 3 things you see), Ears (close eyes, name 3 sounds you hear), Nose (smell soap, lemon, food and guess).
- iv. **Hygiene Habits** — brush teeth twice a day, wash hands before every meal, and take a bath every day. Make it a non-negotiable daily routine.
- v. **School Talk** — once a week ask, "What do you love most about your school?" and "Can you say the name of your school?"



### Reading & Story Time

Children may not be able to read on their own yet — our goal in the holidays is to **build the habit of opening a book and being read to** every day and reduce their screen time. Aim for 10–15 minutes of book time daily.

### Stories from the Book (read these together)

Four Doodle-and-Noodle stories are shared with this homework. Read each one slowly, point to the pictures, ask questions, and — most importantly — let your child re-narrate it in their own words, sometimes replacing characters with their own family or favourite things.

1. **Meet Doodle and Noodle** — After reading, ask: "Who is Doodle? Who is Noodle? What do they love doing?"
2. **My Story of Number 1** — After reading, count out loud together: 1 candy, 1 toy car. Then find one of many things at home: 1 spoon, 1 ball, 1 hairband. Talk about sharing — "Who shared with whom in the story?"
3. **Doodle Goes to School** — Ask: "Why was Doodle scared? How did he feel after making friends?"
4. **Meet My Family** — Read together, then match the names — Mummy, Papa, Dadu, Dadi, Doodle, Noodle. Then your child draws or names *their* own family members.

### रानी की कहानी (Rani Ki Kahani)

Watch the story together with your child and ask afterwards: "School aane se pehle Rani ko kaisa laga? Aap school kaise aate ho?"

Link: <https://www.youtube.com/watch?v=PmM5Fy3RLkc>

### हाथी और चीटी (Hathi aur Cheenti)

Link: <https://youtu.be/wFo8VHbBEQk?feature=shared>



## Please buy one storybook

In addition to the four stories shared above, please pick up **one age-appropriate storybook** (picture-rich, simple words, ages 3–4) for the holidays. Use it for our “Story Snuggle Time” every evening!



## STEM Project for the Holidays

**Materials:** 1 large sheet of newspaper or chart paper; a marker pen; decoration items from home wool/yarn, buttons, paper bits, dry leaves, bindis.

- Lay your child down on the paper and trace their full body outline with the marker pen.
- Together, draw eyes, nose, mouth and ears on the face. Stick wool for hair, buttons for eyes, a leaf for the mouth.
- As you decorate, name each body part out loud: “These are eyes. Eyes help us see. These are ears. Ears help us hear.”
- Roll up the poster and send it to school after the break for a show & tell activity.

**What this builds:** Self-awareness, body-parts vocabulary and creativity.

## Good Habits, SEL & Daily Routines

1. **Greetings ritual:** Every morning after waking up, your child wishes every member of the house — “Good morning” / “Namaste” / “Suprabhat” / or any greeting your family prefers. Before sleeping, they say “Good night” to each family member. Small ritual, big impact — builds respect, warmth and connection.
2. **Mirror affirmation:** Each morning, look in the mirror together and say: “I am happy. I am loved. My name is \_\_\_\_\_. I am\_ years old.”
3. **Object naming:** Show 2–3 everyday objects, name them clearly, and let your child repeat and describe them.
4. **One helpful act daily:** passing a spoon, wiping a table, watering one plant, or putting toys back in the basket



5. **Feelings Garden:** Draw one face daily — happy, sleepy, sad, excited, surprised — and let your child colour it. Stick them on a wall to make a “Feelings Garden.”
  6. **Colour of the Day:** Pick a colour each day and find things in that colour. Let your child wear, draw, or play with it. Try Red first — it’s the colour for Theme 1.
  7. **Sprout Buddy:** Sprout moong/chana in a plastic cup with cotton. Let your child water it and talk to it daily. Send the sprout to school after the break.
  8. **Helper of the day:** Choose one family member your child will help that day. Let them share how they helped and what made the family member smile
2. **Story Snuggle Time:** Choose one evening each week. Read the storybook you bought for the holidays together — also pick one of the four book stories or “Hathi aur Cheenti” — and ask what your child liked, who their favourite character was, and what they would change if they were in the story.

**P.S.- Let’s use this holiday to reduce screen time, build healthy daily habits, revise our learning through play, and grow closer as a family We can’t wait to see our children return with new stories, fresh confidence, and lots of smiles!**



### **\*(WORKSHEET INTEGRATED NOTE BOOK)**

- Pattern Do page number 2,3,4,5,6,7
- Maths Counting : Do Number 1 and 2 on Page number 14 and 15
- Maths Numbers 1 and 2 – Do Practice pages 23 & 24
- Alphabets A, B and C – Do Practice pages 23 and 24



**Take out Prints and Do Practice at home**



A



A	A	A	A
A	A	A	A
A	A	A	A
A	A	A	A




# B



B	B	B	B
B	B	B	B
B	B	B	B
B	B	B	B

C




C	C	C	C
C	C	C	C
C	C	C	C
C	C	C	C





one




.....	.....	.....	.....	.....	.....
.....	.....	.....	.....	.....	.....
.....	.....	.....	.....	.....	.....



2

two



2 2 2 2 2

2 2 2 2 2

2 2 2 2 2



Happy  
Summer  
Holidays!

